



attachant

PRESENTATION OF THE 2024 OPERATIONAL BUDGET AND THE 2024-2033 TEN-YEAR CAPITAL WORKS PROGRAM

**BOROUGH COUNCIL MEETING
ON OCTOBER 10, 2023**



Credit: Olivier Bousquet

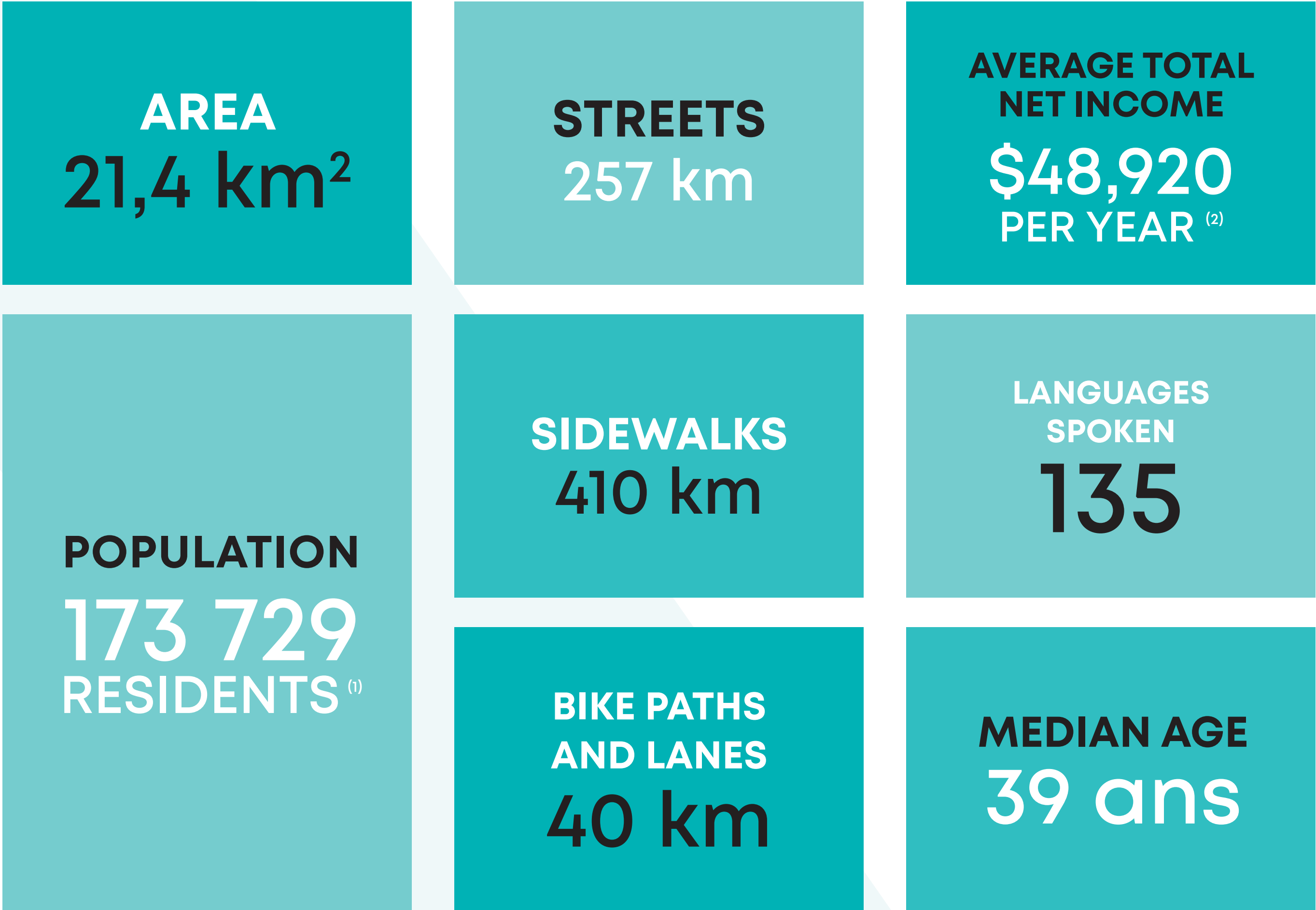
PRESENTATION OUTLINE



- ✓ Overview of the borough – Territory and population
- ✓ Overview of the borough – Services for our residents
- ✓ Context
- ✓ 2023 Key achievements
- ✓ 2024 Priorities
- ✓ 2024 operating budget
 - 2024 budgetary challenges
 - 2024 highlights
 - 2023-2024 budgetary variations
 - Expenses by activity - Breakdown of expenditures
 - Brief explanation - Change in expenditures
 - Local revenues - Distribution of income by purpose
- ✓ Surpluses and financial reserves
- ✓ 2024-2033 10-yr capital works program (TYCWP)
 - TYCWP highlights
 - Budget breakdown by program
 - Project Investment Planning (by borough)
 - Borough debt balance (update)
- ✓ Next steps
- ✓ Glossary

OVERVIEW OF THE BOROUGH

Territory and population



1. Sources: Population Decree 2023, Ministère des Affaires municipales et de l'Habitation and Montréal en statistiques
2. Residents aged 15 and over, Montréal en statistiques, 2020



Credit: Immodrone

OVERVIEW OF THE BOROUGH

Services for our residents

ACCÈS MONTRÉAL OFFICE
(AS OF AUGUST 31)

19 904	requests from residents processed on-site	19 289	calls to 311
5 569	emails received and handled	88,87 %	of calls answered within 100 seconds



PERMITS
AND INSPECTIONS
(AS OF AUGUST 31)

1 173	permits issued
4 829	inspections conducted

779 000
CUBIC METRES
OF SNOW

loaded during the 2022-2023 winter season,
equivalent to 308
Olympic-sized

OVERVIEW OF THE BOROUGH

Services for our citizens

PARKS AND RECREATION

9	baseball fields	7	basketball courts	5	community gardens	15	splash pads	4	wading pools
9	soccer fields	5	pools (2 outdoor and 3 indoor)	8	community centres	2	arenas	47	parks

CULTURE

4	libraries
3	cultural viewing venues
2	cultural centres





CONTEXT

The budget establishes the borough's financial forecast for a fiscal year.

In Quebec, municipalities' fiscal years begin on January 1 and end on December 31.

All municipalities must produce a balanced operating budget, meaning that expenditures must equal all anticipated revenues.

Each year, the boroughs present their annual financial framework for the operating budget, as well as an investment plan for the next ten years.

2023 KEY ACHIEVEMENTS



2023 KEY ACHIEVEMENTS

SAFER, MORE ACTIVE NEIGHBOURHOODS



RENOVATIONS AND INNOVATIONS IN OUR PARKS AND SPORTS FACILITIES

- \\ Installation of open-access toy boxes in Georges-Saint-Pierre, Notre-Dame-de-Grâce, Saidye-Bronfman, de la Savane and Nelson-Mandela parks
- \\ Temporary pickleball courts in Parc Martin-Luther-King and Parc Warren-Allmand
- \\ Addition of a basket for basketball at the Walkley Community Centre
- \\ Upgrade of the baseball field in Parc Benny
- \\ Renovation of the chalets in Parc Mackenzie-King and Parc Coffee have begun
- \\ Play structures in Parc Benny made safer
- \\ Upgrade of cricket facility at Parc Van Horne
- \\ Improved access to washrooms in the chalets of Parc Nelson-Mandela, Parc de la Savane and Parc de la Confédération
- \\ “De l’eau dans ma gourde” project: installation of water fountains in various parks



2023 KEY ACHIEVEMENTS


PROTECTING EACH STEP: MAKING IT SAFER TO GET AROUND



Credit: Bosny

ROAD SAFETY MEASURES

- Construction of **96 speed bumps** and **37 curb extensions**
- Addition of **80 public benches**
- Safety improvements near several educational and community buildings**, including École primaire Sainte-Catherine-de-Sienne, Willingdon Elementary School Senior Campus, École Judith-Jasmin, École Félix-Leclerc, Centre de la petite enfance Ste-Justine and the Westhaven-Elmhurst Community Centre
- Improved bike routes**: 2.6 km of new routes and safety enhancements to 9 km of existing routes
- The first bike crossing over the Décarie Expressway** made safer with the new protected cycle path on Avenue Bourret
- Complete repaving** of the arterial portion of Avenue Fielding
- Avenue Somerled**: replacement of sewers and water mains, repaving, new sidewalks and addition of curb extensions
- Sewage and water main rehabilitation on Avenue Harvard** between Rue Sherbrooke and Boulevard de Maisonneuve, including redevelopment with green and draining curb extensions



Credit: Mélanie Dusseault

2023 KEY ACHIEVEMENTS

MORE DYNAMIC AND INCLUSIVE NEIGHBOURHOODS

HAND IN HAND: STRENGTHENING THE SOCIAL FABRIC

- \\ **3% indexation** of funding to community organizations
- \\ **Recognition of 85 organizations** offering services to the population in the borough
- \\ Increased **support for food banks**
- \\ Implementation of a **youth outreach program**
- \\ **Writing residencies** for seniors and children who are learning French in the two Côte-des-Neiges libraries
- \\ **Newcomer services** for refugee claimants
- \\ **Support to youth organizations** for the planning and implementation of actions to prevent violence committed by and against young people



ATTRACTIVE AND LIVELY NEIGHBOURHOODS

- \\ **Over 100 cultural activities** (festivals, film screenings, artistic offerings, etc.) in parks and other public spaces
- \\ The first **Fête du vélo**
- \\ The second autumn **Fête du Triangle**
- \\ **Beautified public spaces**: six new public spaces, three parklets, four outdoor work stations, four spaces in parks
- \\ **Enhanced offer of winter activities**, including festive lighting and decorations on commercial streets




2023 KEY ACHIEVEMENTS

BETTER SERVICE FOR THE PUBLIC AND FOR BUSINESSES

ENHANCED SERVICES TO THE POPULATION

- \\ Extended opening hours at the **Accès Montréal** office from noon to 1 p.m. to improve service to the public
- \\ **New layout of the Accès Montréal office** allowing for more efficient and pleasant customer service and better ergonomics for staff
- \\ **Centralization of calls** to 311 to reduce wait times



Credit: Mélanie Dusseault

SUPPORT FOR LOCAL BUSINESSES: PROSPERING TOGETHER

- \\ Implementation of the new financial support **program for merchants' associations**
- \\ Support for the creation of the new **Chemin Queen-Mary merchants' association**
- \\ **\$240,000 entrepreneurship contest** for businesses on Rue Sherbrooke and Chemin Queen-Mary
- \\ Faster issuance of **occupancy permits** for businesses



Credit: Mélanie Dusseault

2023 KEY ACHIEVEMENTS

GREENER AND HEALTHIER NEIGHBOURHOODS

- ✓ By-law amendments to increase vegetation on private land
- ✓ Planting of a food forest in Parc Martin-Luther-King
- ✓ 800 trees planted in 2023
- ✓ Planting of the borough's first microforest in Parc Mahatma-Gandhi
- ✓ Adoption and implementation of the 2024-2028 planting master plan (2024 planting target: 1,000 trees)



2023 KEY ACHIEVEMENTS

PROMOTING PUBLIC PARTICIPATION

- ✓ New accessibility and inclusion measures for **Borough Council** meetings
- ✓ Creation of a budget simulation exercise for residents: **3,505 visits and 232 participants**
- ✓ The borough's 2023 participatory budget: **151 ideas transformed into 51 projects**, still in progress
- ✓ Final consultation phase for the **Local Transportation Plan**



Credit: Interzone



DU 1^{er} MAI AU 2 JUIN 2023

FAITES VOS CALCULS!

PARTICIPEZ À LA SIMULATION POUR MIEUX COMPRENDRE NOS CHIFFRES!

VOUS VOULEZ PLUS DE SERVICES?

VOTRE DÉFI : ÉQUILIBRER LES DÉPENSES DE L'ARRONDISSEMENT EN FONCTION DES REVENUS

En ligne seulement sur montreal.ca/cdn-ndg


2024 PRIORITIES





MORE EQUITABLE AND INCLUSIVE LIVING ENVIRONMENTS

- Modern, accessible parks and sports facilities:
 - Development of a master plan for parks
 - Renovation of the swimming pool in the Centre sportif Côte-des-Neiges
 - Playground improvements at the NDG YMCA park
 - Complete renovation of Parc Mackenzie-King
 - Resurfacing of tennis courts at Parc Warren-Allmand
 - Renovation of the chalet in Parc Van Horne
 - Renovation of the chalet and splash pad at Parc Jean-Brillant
 - Replacement of sports equipment and renovation of the large pavilion in Parc Martin-Luther-King
 - Construction of a new skatepark at Parc Benny
 - Addition of lighting in Roméo-Charrette, Paul-Doyon and Warren-Allmand parks
 - New trails, addition of park benches and other improvements at Parc Herbert-Outerbridge



2024 PRIORITIES


MORE EQUITABLE AND INCLUSIVE LIVING ENVIRONMENTS

- ✓ **Cultural vitality:** production of a local cultural development plan
- ✓ **More support for our community organizations:** additional 3% financial indexation for the second consecutive year
- ✓ **A neighbourhood for the future:** development of the planning and development master plan (PDAD) for the Namur-Hippodrome eco-neighbourhood and public consultation
- ✓ **Greater food security:** an urban agriculture site on the green roof of the Côte-des-Neiges library and cultural centre and temporary urban agriculture sites on vacant lots
- ✓ **Handling the housing crisis:** increased support for community housing groups



HEALTHY AND SUSTAINABLE LIVING ENVIRONMENTS

- ✓ **Accelerating the development of our cycling network:** creation of a position dedicated to bike path creation and safety
- ✓ **Four seasons of entertainment in neighbourhoods:** festive lighting in parks and along commercial arteries, holiday markets and entertainment, outdoor programming throughout the year, \$100,000 in funding for local and community projects
- ✓ **More trees:** the implementation of an ambitious planting master plan to reduce impervious surfaces in highly paved areas and heat islands, in addition to increasing the planting of microforests
- ✓ **Greener, more beautiful streets:** the addition of a greening team, composed of eight gardeners, to plant vegetation in our curb extensions and promote urban biodiversity
- ✓ **Traffic calming around schools:** increased measures to reduce vehicle speeds near schools to protect our children
- ✓ **Cleaner and more peaceful streets:** new, stronger by-laws on nuisances and noise



Credit: Immodrone



Credit: Jean Beaudin

2024 PRIORITIES



Credit: Mathieu Rivard

ECONOMIC VITALITY

- \\ \$326,800 budget for economic development
- \\ Support for **pedestrianization of commercial streets**
- \\ Implementation of a **Zero Waste Challenge** program with merchants
- \\ **Financial support** for the creation of new merchants' associations
- \\ Greater efforts to **beautify our commercial streets** (relaxation areas, lighting, cleanliness)

2024 PRIORITIES

PROMOTING PUBLIC PARTICIPATION

- Local participatory budget: \$500,000 per year set aside to fund projects proposed by residents like you
- Have your say: Continued consultations with the public and non-profit organizations, including the new local cultural development plan



2024 OPERATING BUDGET



Credit: Jean Beaudin

2024 BUDGET CHALLENGES

**LIMIT THE
ANNUAL INCREASE**
in fees for local
services to 2.2%

**LIMIT
SPENDING**
to the level
of inflation over
the last 12 months

**SIGNIFICANT
INFLATIONARY ENVIRONMENT**
reflected in municipal building
energy costs and contract
amounts, in particular

2024 HIGHLIGHTS

DECREASE
IN THE LOCAL
SERVICE TAX RATE
from \$0.0413/\$100
to \$0.0407/\$100

The borough has a
balanced budget of
\$78,976,000,
an increase of 3.5%
(\$2,702,600)

CONTINUED EFFORTS
in view of the green
transition, economic vitality
and public participation

Creation of
**THREE NEW
DIVISIONS**
(parks and greening,
social development and
property management)
to adapt our practices
to the new realities

**STABILIZATION
OF THE WORKFORCE**
(through the tenuring of
blue-collar workers and the
creation of permanent positions in
cultural activities and libraries)

BUDGET CHANGES BETWEEN 2023 AND 2024

	2024	2023	DIFFERENCE
EXPENDITURES			
Wages	\$51,667,000	\$49,704,600	\$1,962,400,
Goods and services	\$27,309,000	\$26,568,800	\$740,200
Total expenditures	\$78,976,000	\$76,273,400	\$2,702,600
FUNDING SOURCES			
Central transfers	\$59,134,900,\$	\$58,379,500	\$755,400
Anticipated revenue from construction and building alteration permits	\$1,663,400,\$	\$1,400,000	\$263,400
Total - Central transfers	\$60,798,300	\$59,779,500	\$1,018,800
Local tax	\$12,367,600	\$11,080,200	\$1,287,400
Own-source revenue	\$4,327,900	\$3,783,500	\$544,400
Allocation of surplus	\$1,482,200	\$1,630,200	(\$148,000)
Total Budget	\$78,976,000	\$76,273,400	\$2,702,600

Note: In 2024, five positions are funded by surpluses specifically earmarked for the green transition, updating by-laws, making bike paths safer and major urban development projects.

EXPENDITURES BY ACTIVITY – BREAKDOWN OF EXPENDITURES

ALLOCATION OF EXPENDITURES	2024	2023	CHANGE
Sports, recreation and social development	\$13,435,100	\$13,986,900	(\$551,800)
Parks	\$12,494,600	\$10,433,600	\$2,061,000
Culture and libraries	\$11,656,900	\$10,214,700	\$1,442,200
Roads,street marking and lighting	\$11,109,700	\$11,322,600	(\$212,900)
General administration	\$8,765,200	\$8,828,100	(\$62,900)
Urban planning and development	\$6,521,100	\$5,991,200	\$529,900
Water and sewage systems	\$6,210,500	\$5,188,700	\$1,021,800
Waste and recyclable materials	\$4,739,800	\$5,344,800	(\$605,000)
Snow removal	\$3,144,700	\$4,244,900	(\$1,100,200)
Neighbourhood patrol and animal control	\$898,400	\$717,900	\$180,500
TOTAL	\$78,976,000	\$76,273,400	\$2,702,600

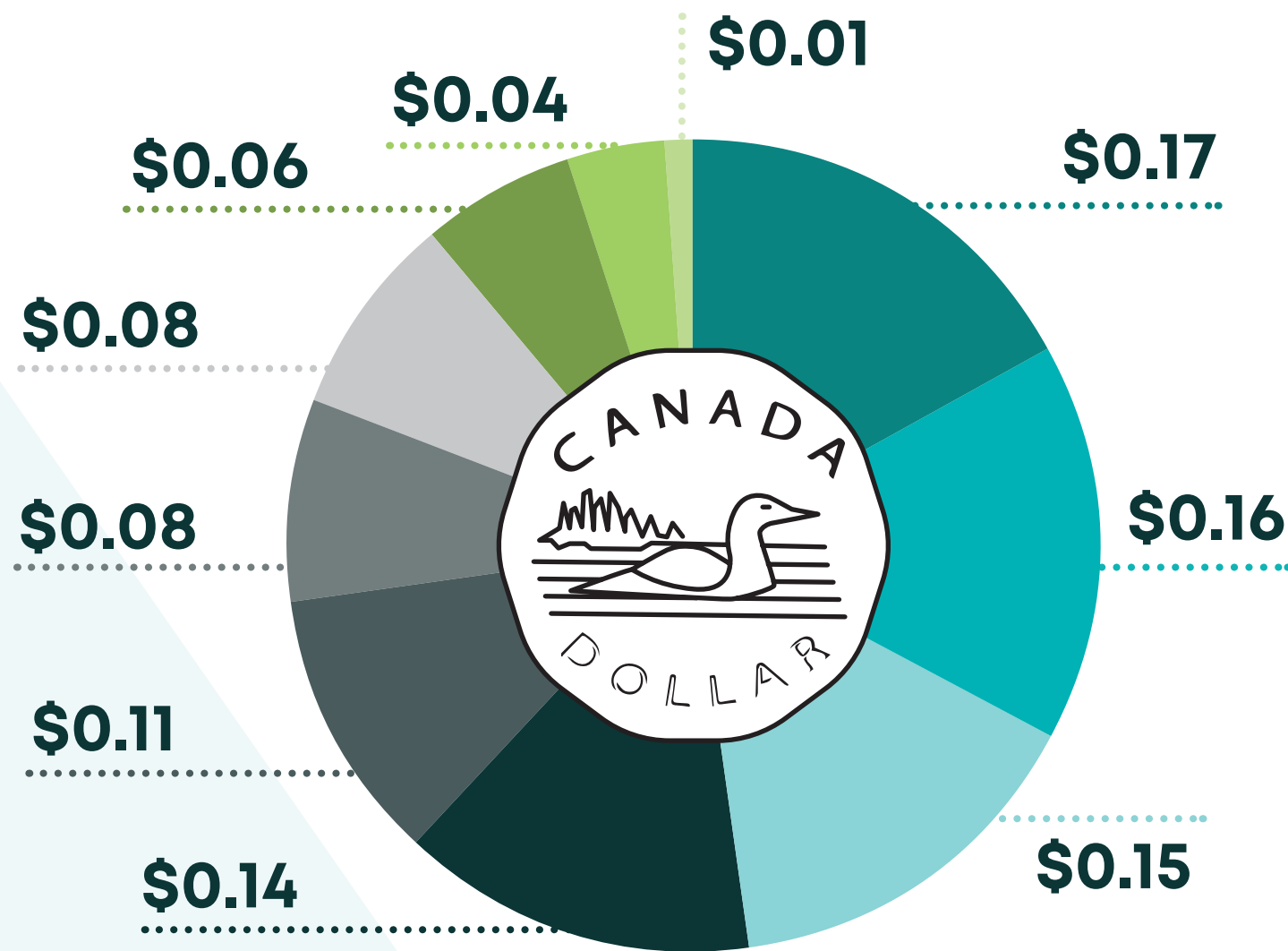
Note: A process of harmonization by activity has been initiated by the Ville de Montréal, which explains most of the variations between activities.

OVERVIEW OF MAIN EXPLANATIONS - CHANGE IN EXPENDITURES

CHANGE IN EXPENDITURES - 2024 VS. 2023	\$2,702,600
New parks and greening team	\$575,800
New social development team	\$264,400
3 positions in the Direction de l'aménagement urbain et services aux entreprises (DAUSE) (in particular for the project to develop the Namur-Hippodrome district and the review of urban planning)	\$421,800
Other positions created in the Direction d'arrondissement (DA) and Direction des services administratifs et du greffe (DSAG) (particularly for communication activities)	\$451,100
Indexation (3%) - programs to support NPOs	\$152,000
Budget for priority projects - including the planting master plan	\$300,000
Increase in energy and contract costs	\$442,000
Total for main explanations	\$2,607,100

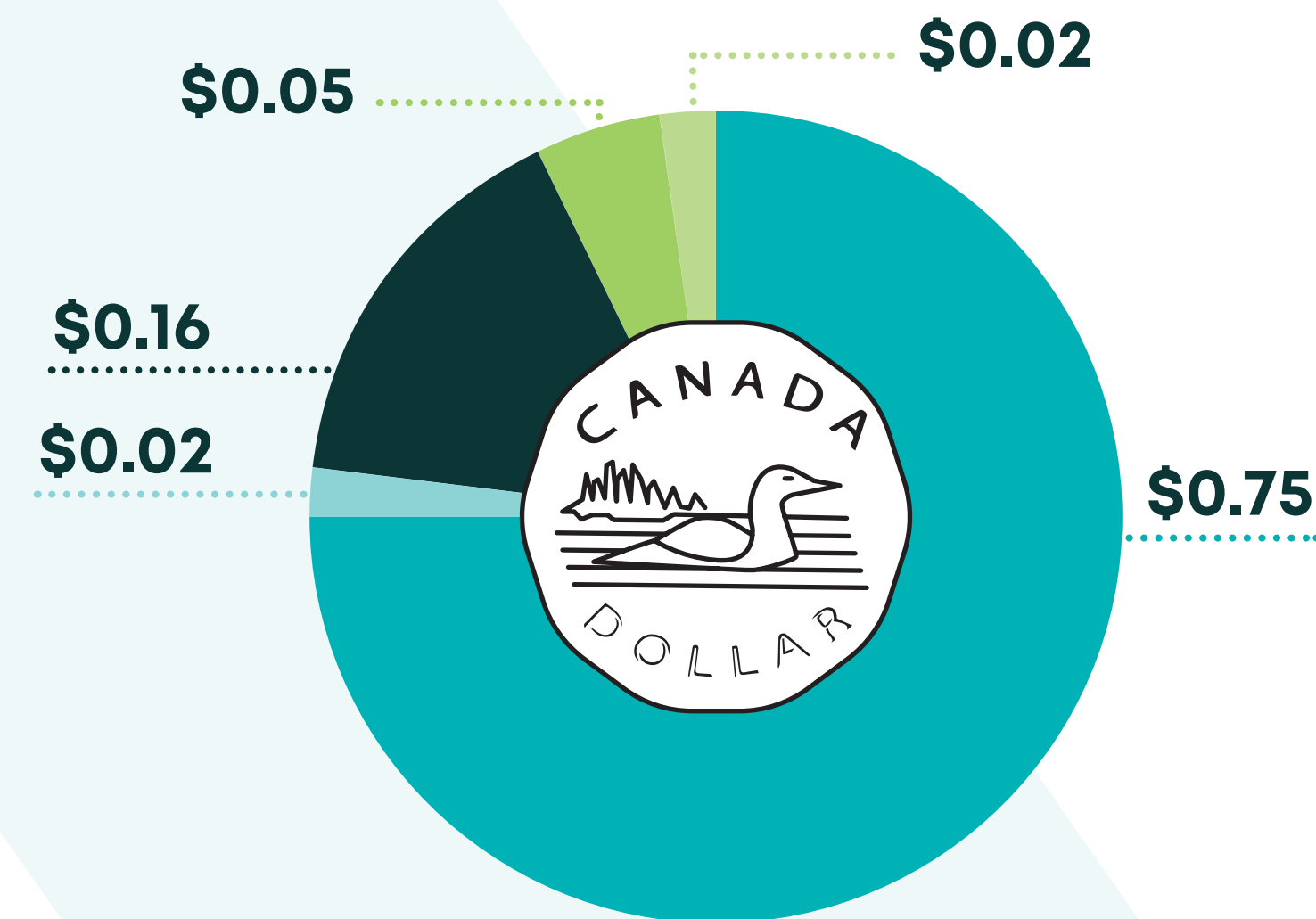
EXPENSES BY ACTIVITY - BREAKDOWN OF EXPENDITURES

WHERE DOES EACH DOLLAR GO?



ACTIVITIES

- Sports, recreation and social development
- Roads, street marking and lighting
- Parks
- Culture and libraries
- General administration
- Urban planning and development
- Water and sewage systems
- Waste and recyclable materials
- Snow removal
- Neighbourhood patrol and animal control



FUNDING SOURCES

- Central transfers | \$59,134,900
- Anticipated revenue from construction and building alteration permits | \$1,663,400
- Local service tax | \$12,367,600
- Own-source revenue | \$4,327,900
- Allocation of surplus - specific projects | \$1,482,200

LOCAL REVENUES - DISTRIBUTION OF INCOME BY PURPOSE

	2024	2023	2023-2024 VARIATIONS
Culture, sports, recreation and social development	\$468,500	\$403,200	\$65,300
Registrations and rental income	\$348,000	\$278,000	\$70,000
Community centres, libraries and arenas	\$120,500	\$125,200	(\$4,700)
Land management	\$3,701,700	\$3,187,600	\$514,100
Occupancy of public property	\$2,020,300	\$1,524,700	\$495,600
Street parking permits	\$531,300	\$487,000	\$44,300
Reviews of permit applications	\$416,500	\$407,500	\$9,000
Curb cuts and re-cutting	\$191,000	\$191,000	-
Advertising signs and assessment fees	\$103,300	\$126,700	(\$23,400)
Fines and inspections	\$141,700	\$128,900	\$12,800
Permits: signs, animals, snow deposit, tree felling	\$182,200	\$179,200	\$3,000
Water and sewer service installation	\$68,400	\$66,400	\$2,000
Employment subsidy	\$47,000	\$76,200	(\$29,200)
Other types of income	\$157,700	\$192,700	(\$35,000)
Total income from local sources	\$4,327,900	\$3,783,500	\$544,400

SURPLUSES AND FINANCIAL RESERVES

Surpluses and financial reserves are essential to ensure full funding of many priority projects and to respond to contingencies.

IN THOUSANDS OF DOLLARS	2017	2018	2019	2020	2021	2022	2023 (as at August 31)
Unrestricted surplus (available)	4,530.0	3,158.1	567.9	2,429.3	1,994.3	1,817.0	1,542.9
Surpluses allocated to various projects or programs	14,956.3	11,089.2	14,769.0	15,438.2	19,511.8	23,096.0	24,135.8
Climate reserve	-	-	500.0	500.0	500.0	500.0	500.0
Snow reserve	2,058.9	2,058.9	1,258.9	1,258.9	1,258.9	1,000.0	1,000.0
Occupational health and safety reserve	909.8	909.8	1,109.8	1,508.0	1,508.0	1,508.0	1,008.0
Contingency reserve	2,149.4	2,149.4	2,149.4	1,870.9	1,870.9	2,149.4	2,149.4
Parks fund	2,342.3	2,919.6	4,181.7	5,351.5	6,737.0	8,999.3	7,985.8
Parking fund	219.8	107.3	179.8	86.4	86.4	100.8	100.8
TOTAL	27,166.5	22,392.3	24,716.5	28,443.2	33,467.3	39,170.5	38,422.7

2024-2033 TEN-YEAR CAPITAL WORKS PROGRAM (TYCWP)



Credit: Immodrone

HIGHLIGHTS - 2024-2033 TYCWP

IN 2024-2033, \$68.3 MILLION OF OUR TYCWP WILL BE ALLOCATED AS FOLLOWS:

- \\ \$29.0 million for local road improvements
- \\ \$24.7 million for building protection
- \\ \$14.6 million for park redevelopment

To ensure the completion of priority projects under borough jurisdiction, other investments and funding sources will be added:

Additional borough funding:

- \\ Over \$10 million from the surpluses allocated to several high-priority capital projects
- \\ \$7.9 million from the borough parks fund

Additional funding from the Central City:

- \\ \$7.0 million from the Montréal aquatic program (PAM)
- \\ \$2.0 million from the green economy and decarbonization plan for municipal buildings (PEV-DIM)
- \\ \$6.0 million from the Ville de Montréal's outdoor sports facility program (PISE)
- \\ \$2.3 million from the library renovation, expansion and construction program (RAC)
- \\ \$1.4 million from the program to upgrade cultural centres
- \\ \$0.4 million from projects accepted into the program to protect buildings under local jurisdiction (PPICL)

Additional funding from the provincial and federal governments:

- \\ \$7.6 million from the recreational and sports infrastructure financial assistance program (PAFIRS)

BREAKDOWN BY PROGRAM - 2024-2033 TYCWP

PROGRAMS	2024	2025	2026	2027-2033	Total	% OF TYCWP
Road rehabilitation and improvements	\$2,900,000	\$2,900,000	\$2,900,000	\$20,300,000	\$29,000,000	42
Building protection	\$2,430,000	\$2,330,000	\$2,679,000	\$17,220,000	\$24,659,000	36
Park redevelopment	\$1,500,000	\$1,600,000	\$1,251,000	\$10,290,000	\$14,641,000	22
TOTAL	\$6,830,000	\$6,830,000	\$6,830,000	\$47,810,000	\$68,300,000	100

PLANNING OF INVESTMENT PROJECTS IN THE BOROUGH OF CDN-NDG

LOCATION	DESCRIPTION OF WORK	TYPE OF FUNDING PLANNED	TIMEFRAME
BUILDINGS PROGRAM			
Doug Harvey Arena	Various improvements	TYCWP	2025-2029
Le Manoir NDG	Redesign of the centre and the dojo	TYCWP, appropriated surplus and central city grant	2022-2025
Notre-Dame-de-Grâce library and cultural centre	Upgrade of the cultural centre	TYCWP and central city grant	2026-2029
	Various renovations, including the renovation of the stairs, the exterior access ramp and the entrance door	TYCWP	2024-2025
Côte-des-Neiges library and cultural centre	Repair of ventilation units and first floor slabs and modernization of elevators	TYCWP and central city grant	2023-2025
	Upgrade of the cultural centre	TYCWP and central city grant	2029-2031
Intercultural Library and Le 6767 community centre	Reorganization of the first floor and implementation of RFID technology	TYCWP andcentral city grant	2022-2024
	Update of the electricity grid	TYCWP	2024-2027
Centre sportif NDG	Annual refurbishment - replacement of marquee	TYCWP	2024-2025

PLANNING OF INVESTMENT PROJECTS IN THE BOROUGH OF CDN-NDG

LOCATION	DESCRIPTION OF WORK	TYPE OF FUNDING PLANNED	TIMEFRAME
BUILDINGS PROGRAM			
Centre communautaire NDG	Upgrade of the indoor pool	Central city grant, surplus and TYCWP	2022-2026
Centre sportif Côte-des-Neiges	Upgrade of pool filtration system	Surplus and TYCWP	2024-2026
	Roof repair	Surplus and TYCWP	2024-2026
Trenholme sports centre	Building expansion	Government grant TYCWP and surplus	2022-2025
Madison building and public works yard	Complete reconstruction of the annex (installation and showers for blue-collar workers)	Surplus and TYCWP	2023-2025
	Rehabilitation of slabs adjacent to salt shed	TYCWP	2026-2028
Darlington building and public works yard	Fences/retaining wall	TYCWP	2024-2027
	Repair of slabs	TYCWP	2027-2030

PLANNING OF INVESTMENT PROJECTS IN THE BOROUGH OF CDN-NDG

LOCATION	DESCRIPTION OF WORK	TYPE OF FUNDING PLANNED	TIMEFRAME
PARKS PROGRAM			
Parc Loyola	Refurbishment of the chalet	TYCWP and park fund	2024-2026
	Improvements to the baseball field amenities	TYCWP and park fund	2026
Parc Warren-Allmand (formerly Somerled)	Refurbishment and renovation of the chalet	TYCWP, central city grant and park fund	2021-2025
	Resurfacing of tennis courts	Central city grant and TYCWP	2023-2024
Parc William-Bowie	Renovation of the chalet	TYCWP and park fund	2024-2025
Parc Jean-Brillant	Refurbishment: chalet, wading pool, playground, pétanque, arboretum	Park fund	2022-2025
Parc Mackenzie-King	Refurbishment and renovation of the chalet	Surplus and park fund	2021-2024
	Multisport field	Central city grant and park fund	2023-2025
Parc de la Confédération	Soccer field and swimming pool lighting	Park fund	2024-2026

PLANNING OF INVESTMENT PROJECTS IN THE BOROUGH OF CDN-NDG

LOCATION	DESCRIPTION OF WORK	TYPE OF FUNDING PLANNED	TIMEFRAME
PARKS PROGRAM			
Parc Martin-Luther-King	Replacement of sports equipment and resurfacing of the soccer field	Central city grant and TYCWP and park fund	2022-2025
	Repair of the building	TYCWP and park fund	2024-2026
Parc Benny	New skatepark	Parks fund TYCWP and surplus	2023-2024
Parc Trenholme	Lighting for the soccer field	TYCWP and park fund	2024-2025
Parc William-Hurst	Improvements to the baseball field amenities	TYCWP	2026
Various locations	Street furniture replacement program	TYCWP	Every year
Various locations	Purchase of new playground equipment	TYCWP	Every year

PLANNING OF INVESTMENT PROJECTS IN THE BOROUGH OF CDN-NDG

LOCATION	DESCRIPTION OF WORK	TYPE OF FUNDING PLANNED	TIMEFRAME
ROAD INFRASTRUCTURE PROGRAM			
Various locations	Road, sidewalk and catch basin rehabilitation program	TYCWP and surplus	Every year
Various locations	Traffic calming measures	TYCWP and surplus	Every year

THE BOROUGH’S DEBT BALANCE - 2024-2033 TYCWP

- ✓ Funded by the borough’s investment tax
- ✓ Represents the balance of net capital expenditures to be repaid for all borrowing by-laws adopted by the Borough Council
- ✓ Represents the balance of net capital expenditures to be repaid for all borrowing by-laws adopted by the Borough Council

	Amount (in thousands of dollars)
DEBT BALANCE AS AT DECEMBER 31, 2022 (SEE NOTE)	46,954.3
2023 capital repayment	5,387.5
2023 interest repayment	1,324.9
2023 taxation related to these loans	6,712.4
NOTE: MAXIMUM AMOUNT OF BORROWING THE BOROUGH CAN ENACT IN 2023	97,403.0

NEXT STEPS

OCTOBER 10, 2023

**ADOPTION OF THE 2024
OPERATING BUDGET**
and the 2024-2033 TYCWP
by Borough Council

NOVEMBER 6, 2023

ADOPTION OF THE BY-LAW
on the local service tax

NOVEMBER 15, 2023

**TABLING
OF THE VILLE
DE MONTRÉAL
BUDGET FOR
ADOPTION**

- by the Executive Committee
- by City Council

DECEMBER 4, 2023

ADOPTION
of 2023 by-law
on local fees

GLOSSARY

Operating budget

The operating budget is for the management of the borough’s day-to-day business: it covers the costs related to service provision and residents’ quality of life, such as recreation, community services and waste collection and transportation.

Ten-year capital works program (TYCWP)

It covers the investment projects that the borough plans to carry out over the next ten years to maintain its local streets, buildings, parks and community and sports facilities. Various funding sources are required for these investments, including long-term loans.

Borough revenue

Income from the various fee-based services offered by the borough, as provided for in the by-laws, like permits, room rentals and public property occupancy.

Central transfers

Budget transfers determined by the Ville de Montréal. These transfers represent an important source of operating budget funding for the boroughs. In 2024, transfers from the central city accounted for 75% of the borough’s overall operating budget funding.

Local service tax

Amount administered by the borough, collected through property taxes. The service tax is one of the sources of funding for the borough’s operating budget.

Local investment tax

Amount administered by the borough, collected through property taxes. This tax is the main source of funding for the borough’s capital projects.

